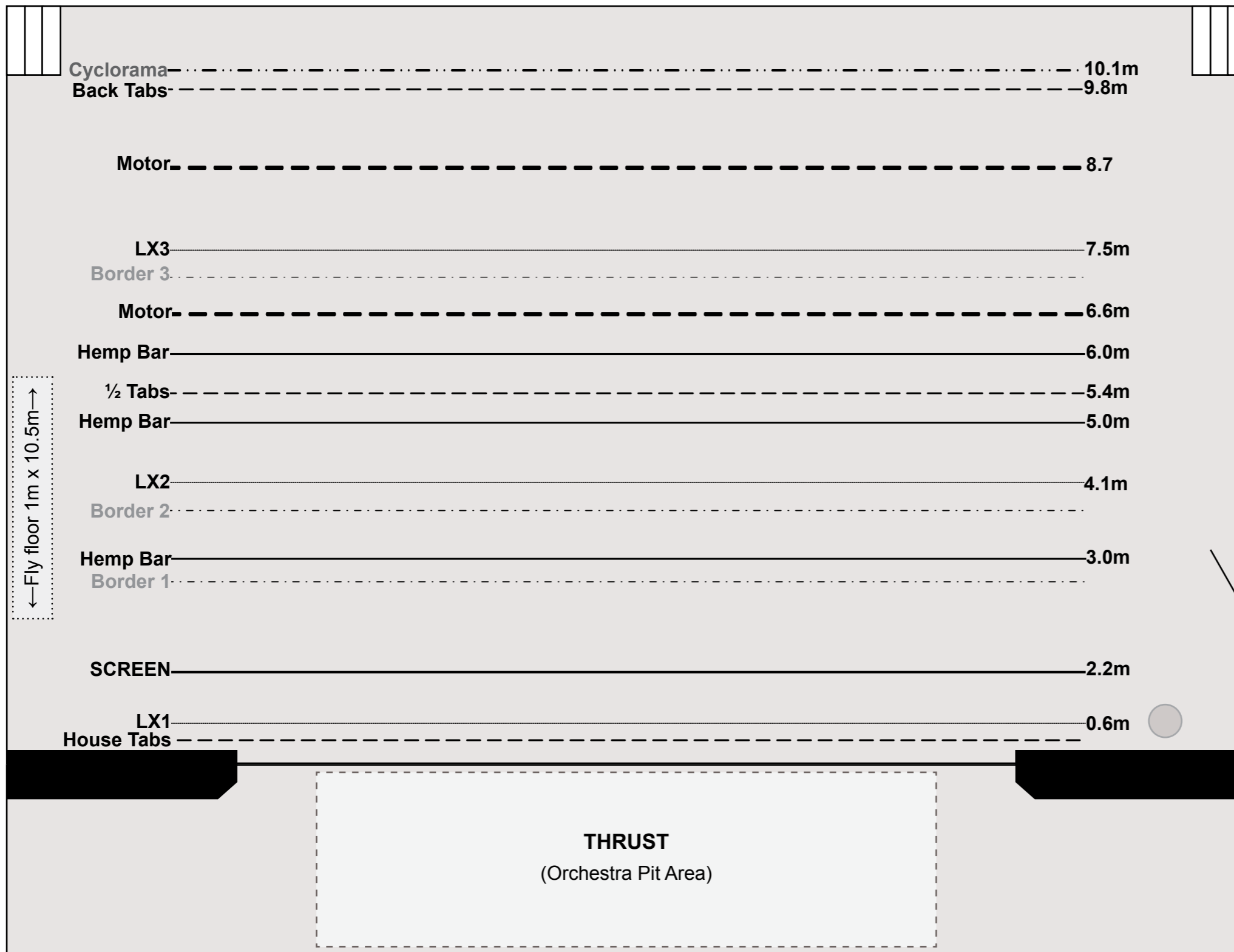


BACON THEATRE





STAGE PLAN

Dean Close Services Ltd
Shelburne Road, Cheltenham, GL51 6EP

Technical team: **01242 258002**



KEY

-  SL & SR Exit to Greenroom
-  Dock door 2.8m x 3.35m
-  Fire Exit
-  Stage Manager's Corner

MEASUREMENTS

Stage width:	18.0 metres
Stage depth:	11.0 metres
Thrust depth:	2.75 metres
Orchestra pit width:	9.0 metres
Proscenium width:	11.3 metres
Proscenium height:	5.6 metres
Grid height:	10.26 metres

SR Perch:
x6 circuits

FOH Bar 1: x12 circuits

FOH Bar 2: x12 circuits

SL Perch:
x6 circuits

Scale:

